



# SEAT CUSTOMIZATION TUTOR



1 MAIN PRINTABLE AREA (CAN HOST GRAPHICS)

## CREATE YOUR SPECIAL **WRC-R** HA/773E/ART



GREY AREA



ORANGE AREA:  
CHOOSE THE COLOUR FROM  
PALETTE 2



GREEN AREA:  
CHOOSE THE COLOUR FROM  
PALETTE 3




CYAN AREA



PINK AREA



BLUE AREA



BODY SHELL  
NOT CUSTOMIZABLE AREA



ANTISLIP AREA  
BLACK ONLY




PALETTE 2

PERIMETER LINE



PALETTE 3

PLASTIC FRAMES



This model of seat can be customized through the use of images, photos and color blendings. This peculiar feature is possible thanks to our proprietary technology "OMP Printart". The customizable area is shown in grey in the picture.

The printing on the fabric will be done in CMYK mode (CMYK is the acronym for Cyan, Magenta, Yellow and Black). This mode, also called "four color process", is the same used by common printers, and the colour rendering will be included in this range.

*Please note that the CMYK system can't faithfully reproduce fluo colours, or the "brilliant" shades shown by computer screens. The latter are reproduced through the RGB system, which is completely different.*

For the best result, please follow scrupulously the following instructions.

- 1) All logos must be forwarded in vectorial format (.ai/.eps/.cdr/.pdf); also the texts, if present, must be included in the file and converted in curves.
- 2) In the event that the customer requested a particular color from the Pantone range, the exact code must be specified (find it here: [www.pantone.co.uk/pages/pantone/colorfinder.aspx](http://www.pantone.co.uk/pages/pantone/colorfinder.aspx)).
- 3) The format of photos or digital images must be one of the following: .jpg/.tiff/.psd/.eps, in CMYK mode.
- 4) For dimensions and resolutions of photos or images follow this table:
  - Dimension: circa 30x25 cm - Resolution: 300 dpi
  - Dimension: circa 50x35 cm - Resolution: 200 dpi
  - Dimension: circa 80x55 cm - Resolution: 100 dpi

### SINGLE COLOUR PRINTABLE AREAS

Choose from the Pantone range, the exact code must be specified find it here: [www.pantone.co.uk/pages/pantone/colorfinder.aspx](http://www.pantone.co.uk/pages/pantone/colorfinder.aspx)



PRINTED FLANGE  
HEADREST AREA



OMP LOGO AREA  
HEADREST AREA



PERIMETER AREA  
NO GRAPHICS ALLOWED

The OMP logo, as well as the product logo, cannot be modified, but the color can be changed according to your preferences. The color must be selected from the Pantone range; the exact code must be specified (find it here: [www.pantone.co.uk/pages/pantone/colorfinder.aspx](http://www.pantone.co.uk/pages/pantone/colorfinder.aspx)).



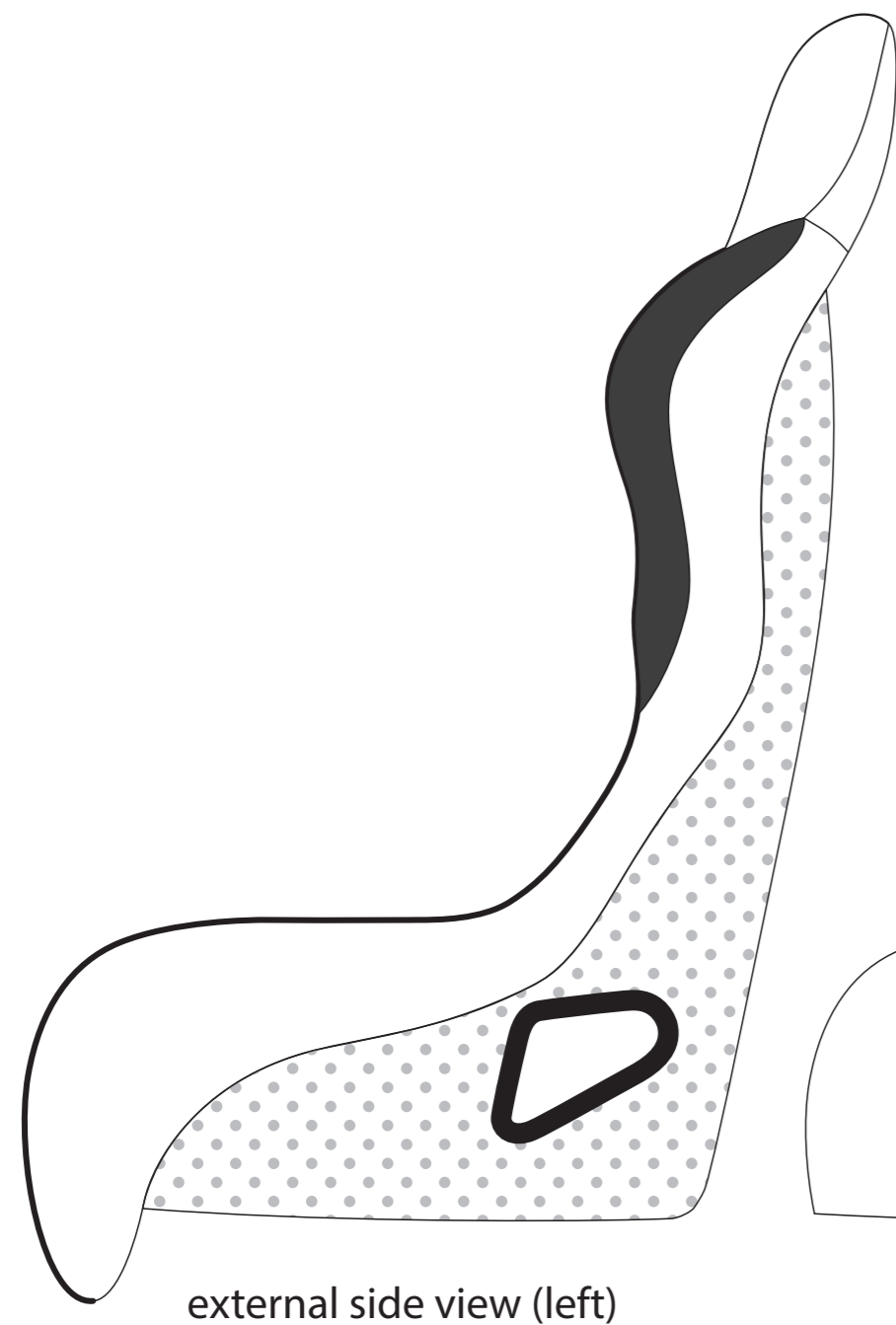
CUSTOMER: \_\_\_\_\_

TEAM: \_\_\_\_\_

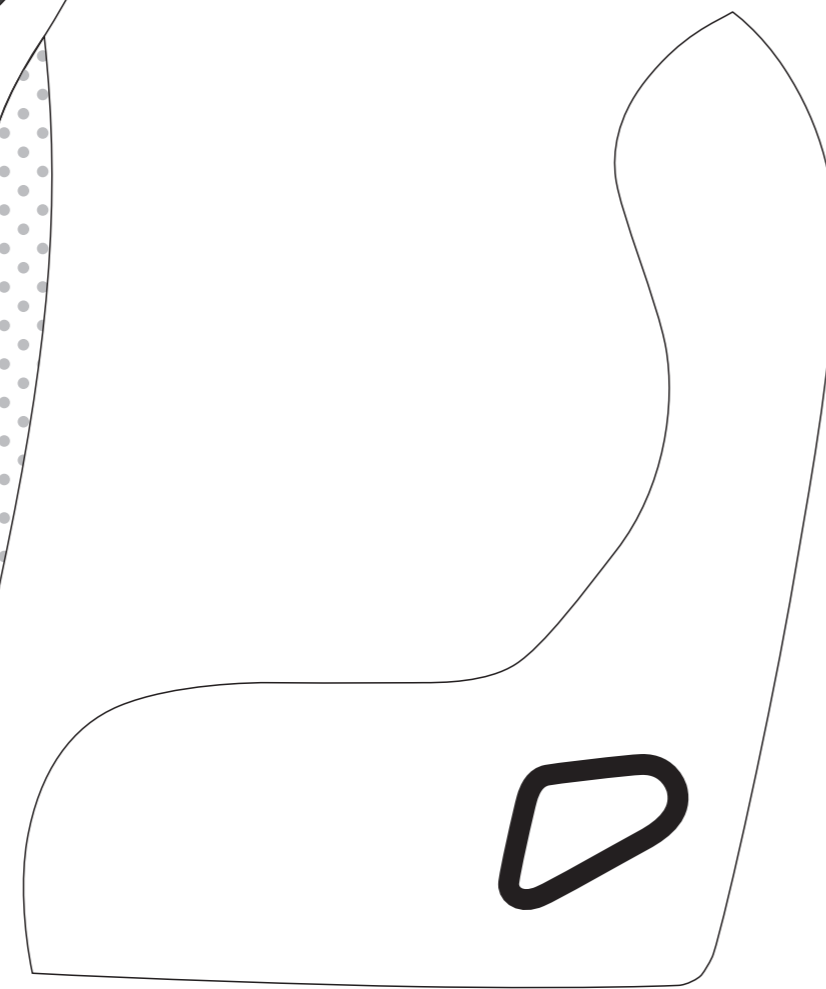
DRIVER NAME: \_\_\_\_\_



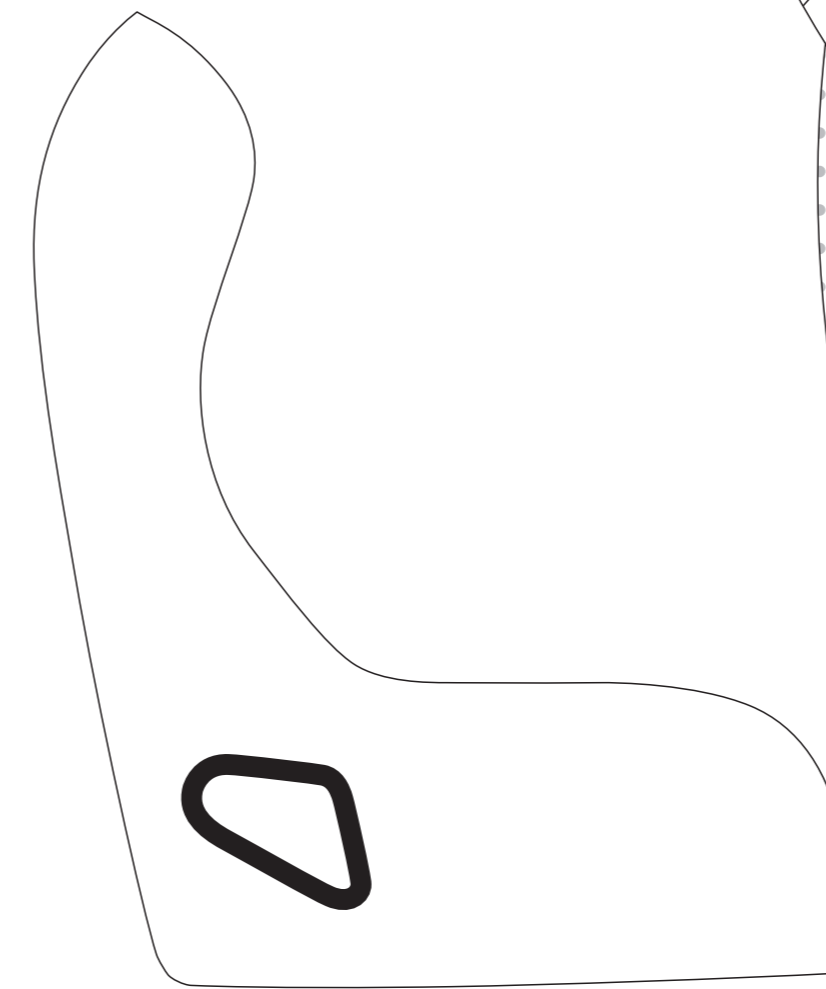
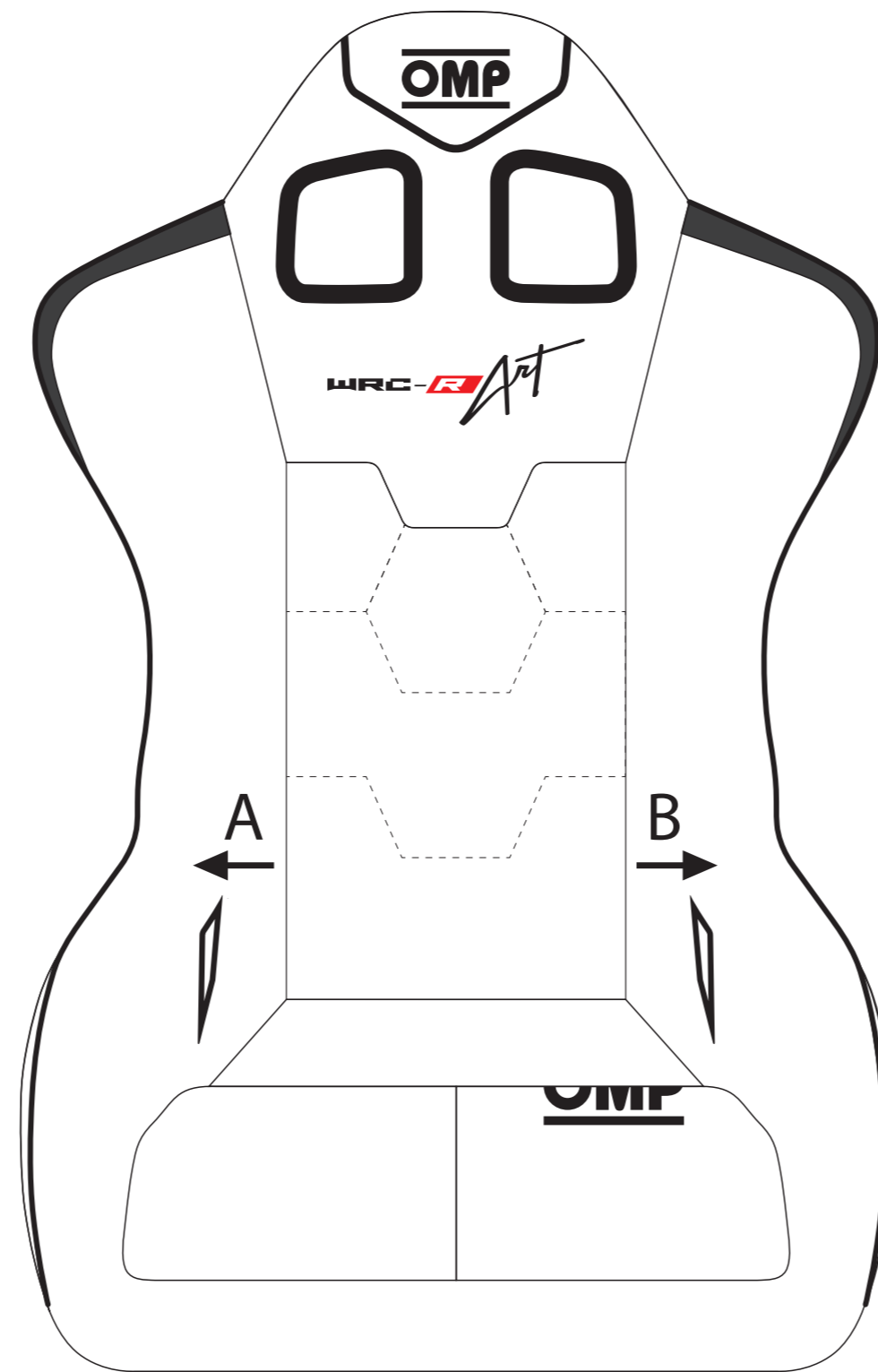
headrest (front)



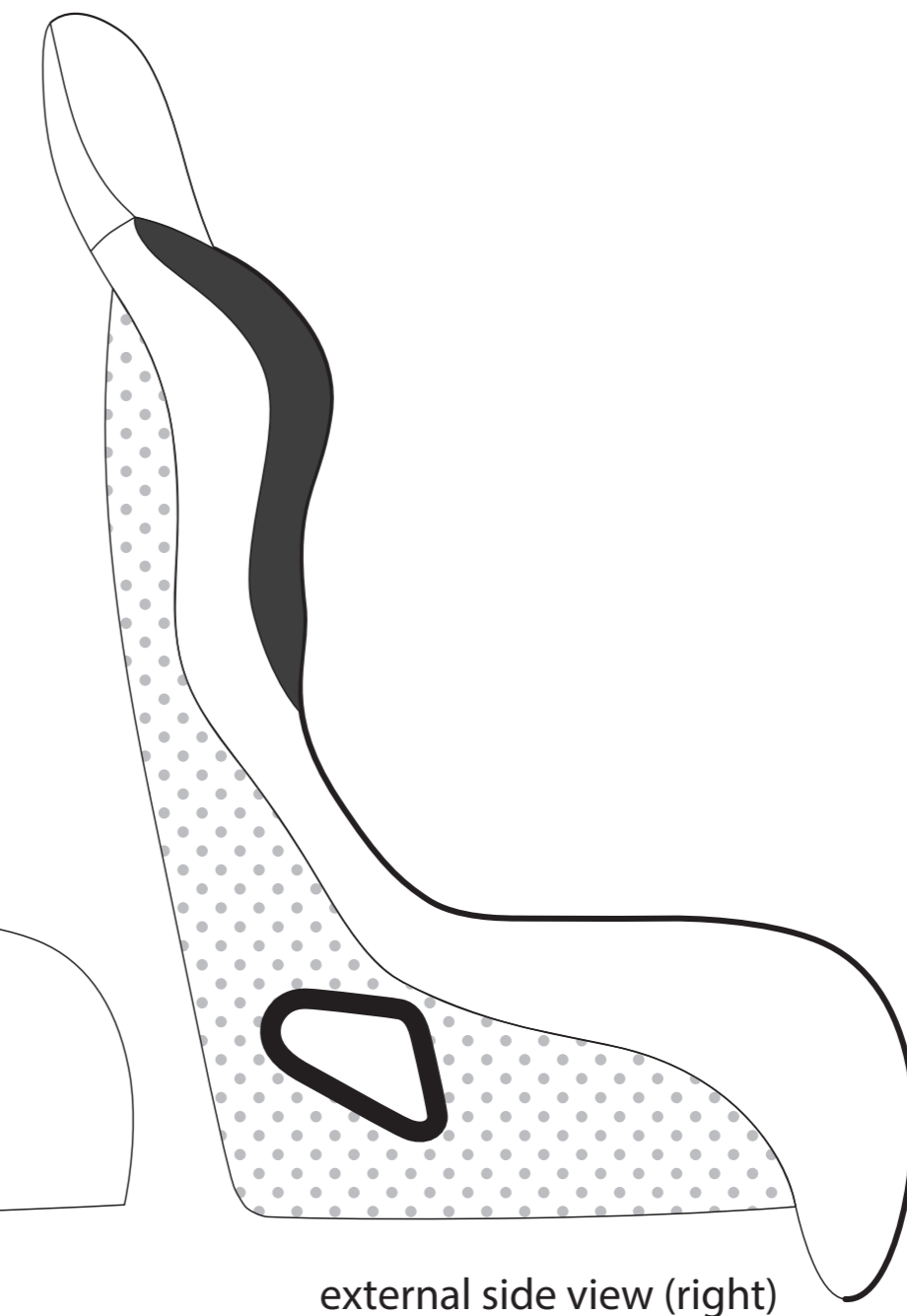
external side view (left)




internal view from "A"



internal view from "B"



external side view (right)



seat paddings (top view)

OMP\_HA/773E/ART\_05\_2018

HA/773E/ART

DATE: \_\_\_\_\_

REV : \_\_\_\_\_

© OMP RACING SPA - ALL RIGHTS RESERVED

THIS DESIGN IS THE INTELLECTUAL PROPERTY OF OMP RACING SPA - ANY REPRODUCTION WITHOUT PERMISSION WILL BE PROSECUTED TO THE FULLEST EXTENT OF THE LAW.  
By approving this sketch, the customer acknowledges that, during the process of manufacturing, variations may occur in colors and other minor aspects, because of the use of different technologies for the acquisition and reproduction of images, and for the making of the suit itself. OMP is not responsible for such variations and deviations. For further information: [www.ompracing.com](http://www.ompracing.com)